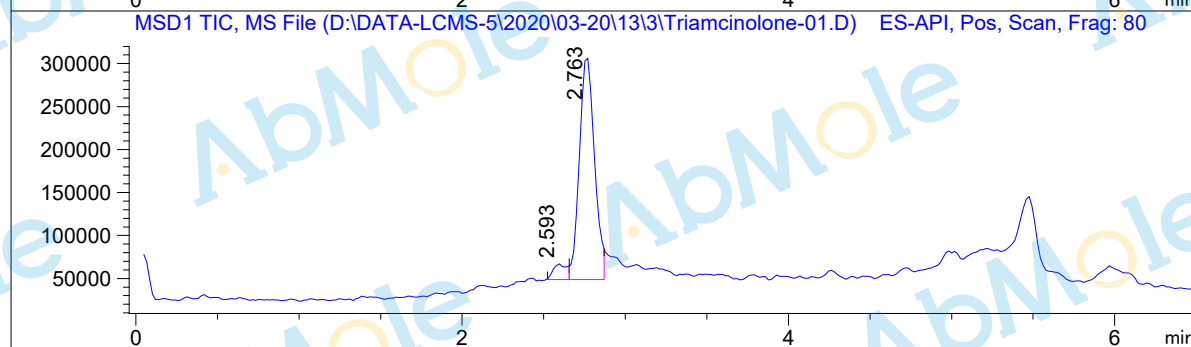
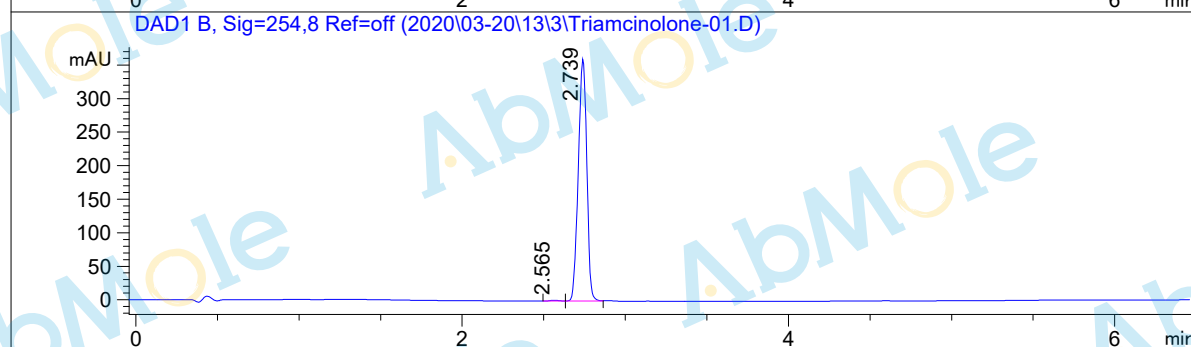
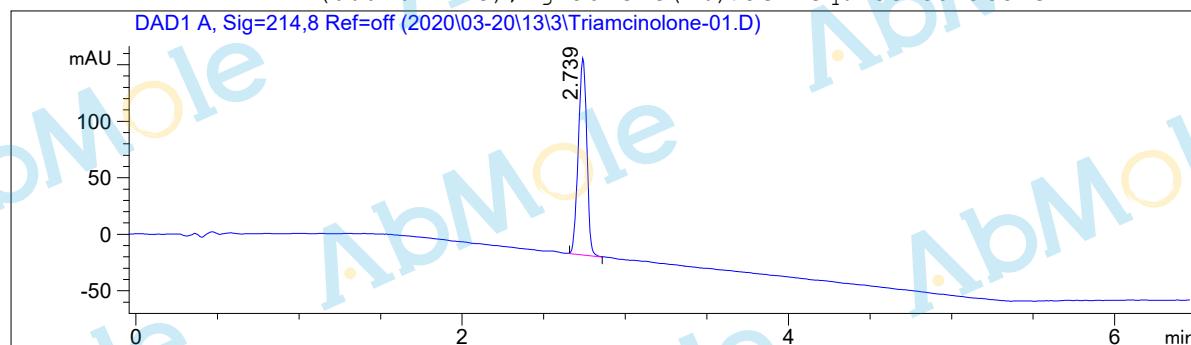


LCMS Report

Sample Name : Triamcinolone-01
Data File : D:\DATA-LCMS-5\2020\03-20\13\3\Triamcinolone-01.D
Injection Date : Fri, 13. Mar. 2020 Inj. Vol. : 3ul
Acq Operator : lcms-5 Location : Vial 46
Acq. Method : D:\data-lcms-5\2020\03-20\13\3\P-05-95.M
Method Info. : column:ZORBAX C18 5um 4.6*50mm ;mobile phase:B (ACN)
A(0.02%NH4Ac) ; gradient (B%)!as Acq.Method above



Integration Results

Signal 1: DAD1 A, Sig=214,8 Ref=off

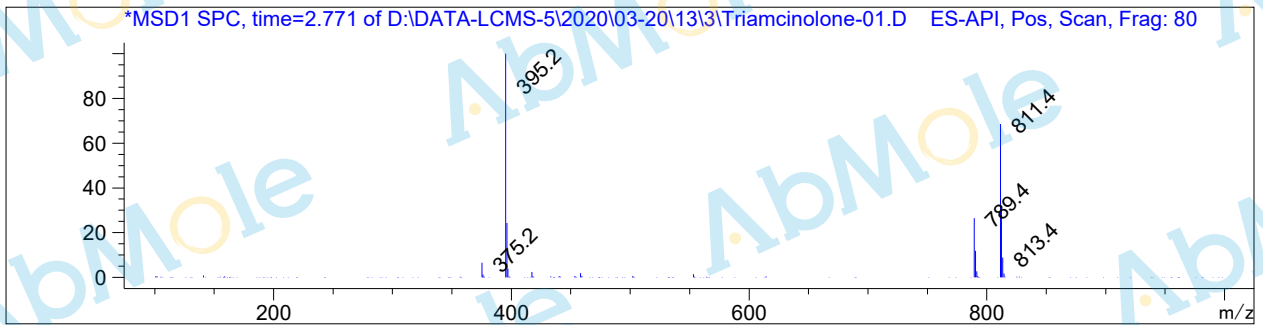
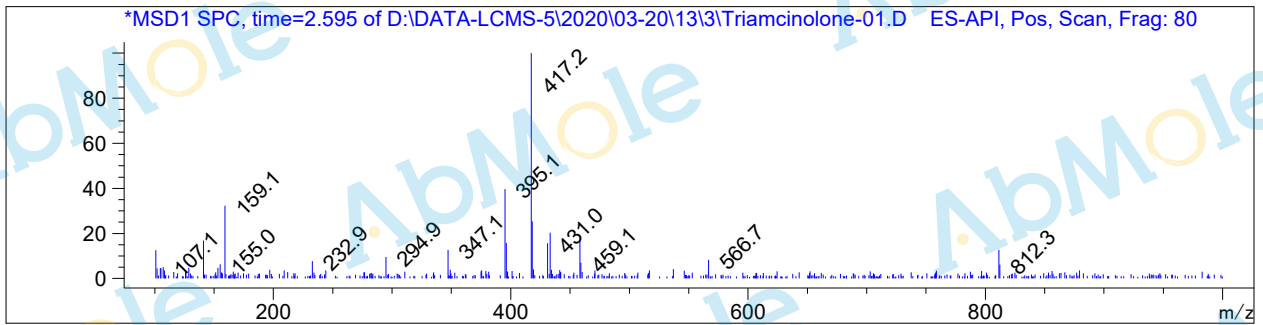
#	R.T.	Type	Height	Height%	Width	Area	Area %
1	2.739	BB	174.341	100.000	0.056	631.694	100.000

Signal 2: DAD1 B, Sig=254,8 Ref=off

#	R.T.	Type	Height	Height%	Width	Area	Area %
1	2.565	BV	1.317	0.363	0.059	5.119	0.390
2	2.739	VB	361.233	99.637	0.056	1307.201	99.610

Signal 3: MSD1 TIC, MS File

#	R.T.	Type	Height	Height%	Width	Area	Area %
1	2.593	MF	18700.662	6.647	0.100	111655.430	6.260
2	2.763	FM	262629.594	93.353	0.106	1.672e+006	93.740



=====
 *** End of Report ***