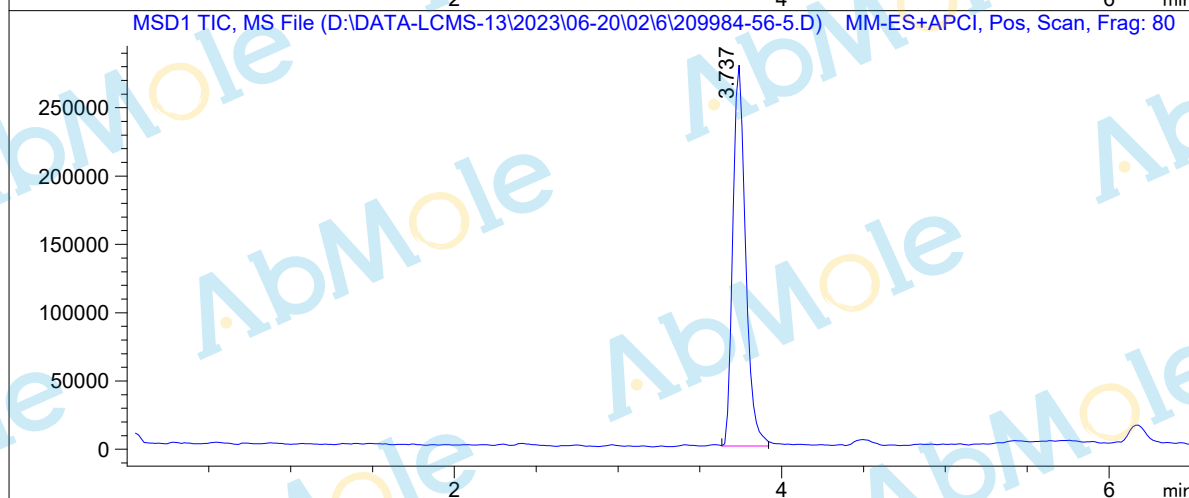
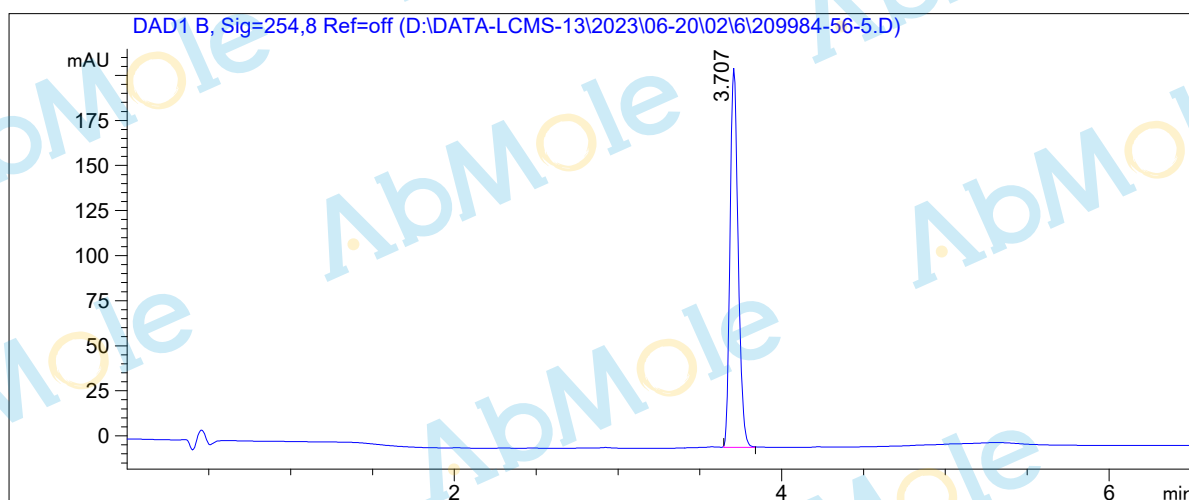


LCMS Report

Sample Name : YO-01027-02
Data File : D:\DATA-LCMS-13\2023\06-20\02\6\209984-56-5.D
Injection Date : Fri, 2. Jun. 2023 Inj. Vol. : 2ul
Acq Operator : LCMS-13 Location : Vial 41
Acq. Method : D:\data-lcms-13\2023\06-23\02\6\P-05-95.M
Method Info. : column:Xbridge C18 5um 4.6*50mm ;mobile phase:B (ACN)
A(0.02%NH4Ac); gradient(B%)!as Acq.Method above



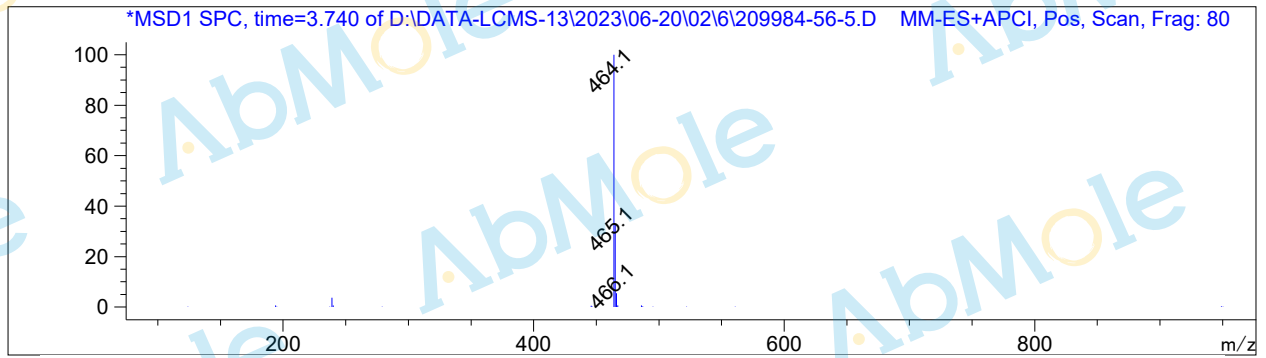
Integration Results

Signal 1: DAD1 B, Sig=254,8 Ref=off

#	R.T.	Type	Height	Height%	Width	Area	Area %
1	3.707	BB	210.427	100.000	0.054	729.131	100.000

Signal 2: MSD1 TIC, MS File

#	R.T.	Type	Height	Height%	Width	Area	Area %
1	3.737	MM	282365.656	100.000	0.089	1.512e+006	100.000



*** End of Report ***