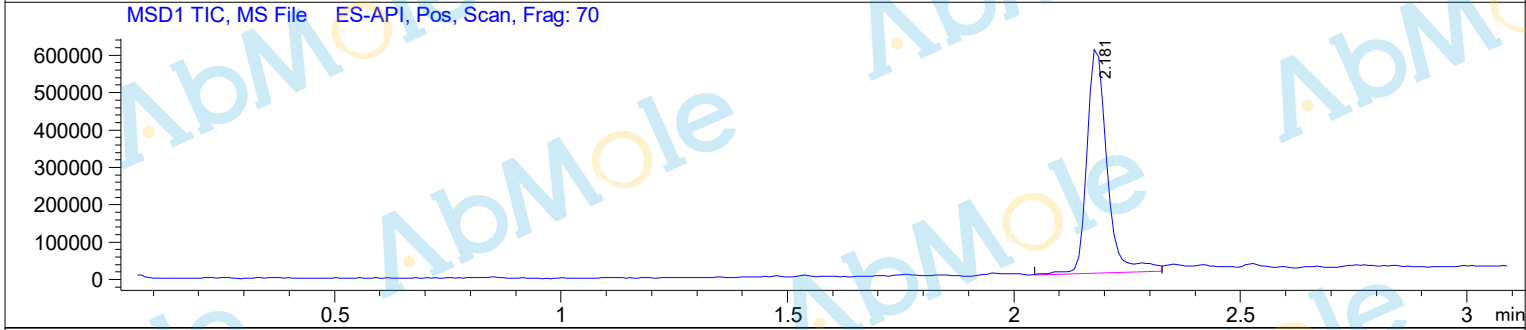
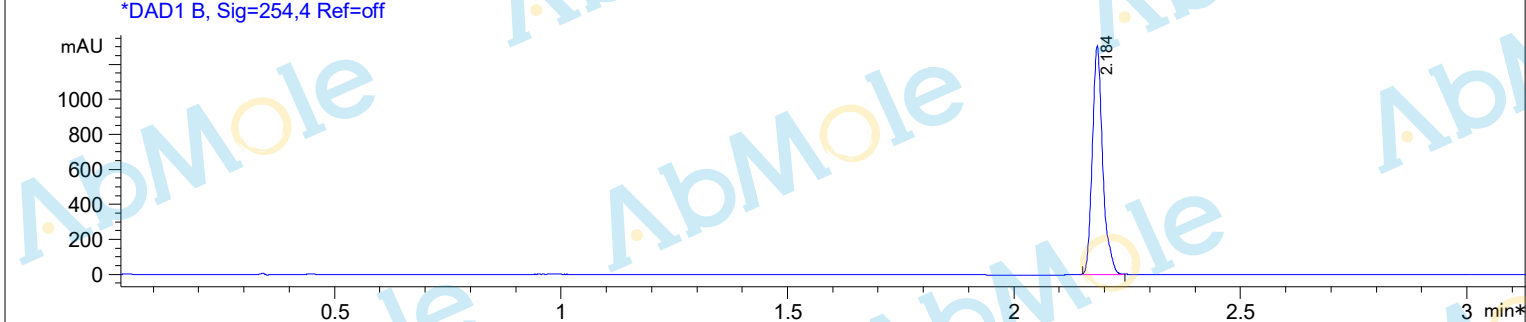
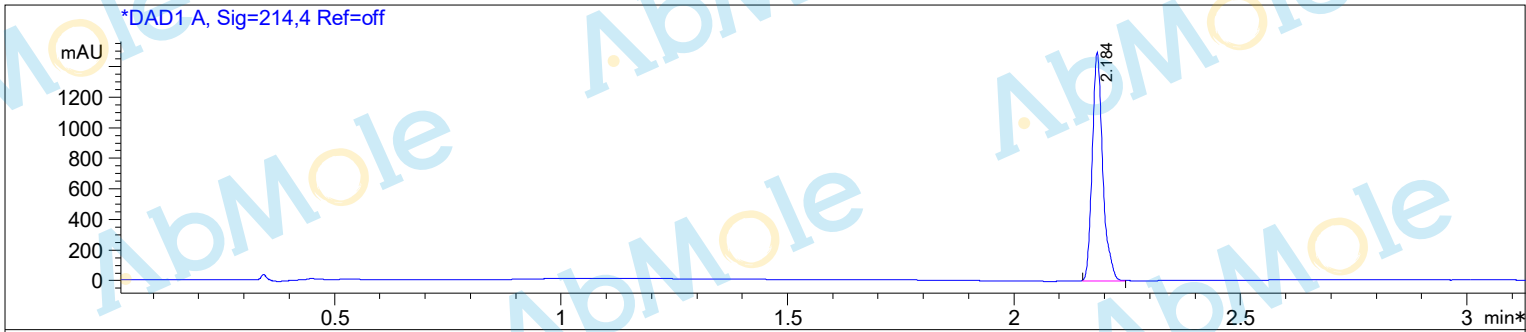


LC/MS Report

Injection Date : 26 Feb 21
 Sample Name : Fenofibrate-01
 Method Info : Column:SunFire C18 (4.6x 50 mm,3.5 um)
 Mobile phase: H2O(0.01%TFA) (A) / ACN(0.01%TFA) (B)
 Elution program: Gradient from 10 to 95% of B in 1.4 min at 2ml/min
 Temperature: 50 °C
 Detection: UV (214 , 4 nm) and MS (ESI, Pos mode ,110 to 1000 amu)



Integration Results for DAD1 A, Sig=214,4 Ref=off

| RetTim | Width | Area | Height | Area% |
|--------|-------|---------|---------|--------|
| 2.18 | 0.02 | 2415.19 | 1492.59 | 100.00 |

Integration Results for DAD1 B, Sig=254,4 Ref=off

| RetTim | Width | Area | Height | Area% |
|--------|-------|---------|---------|--------|
| 2.18 | 0.02 | 2093.28 | 1303.80 | 100.00 |

Ret. Time: 2.18

