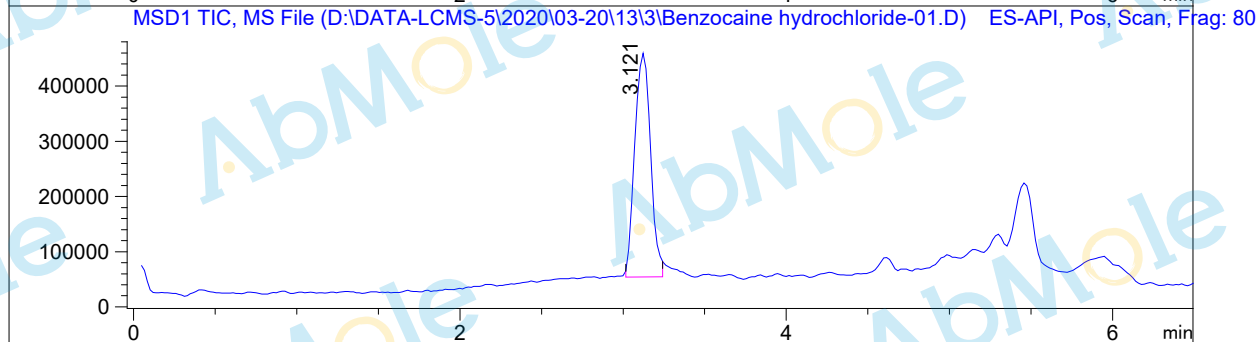
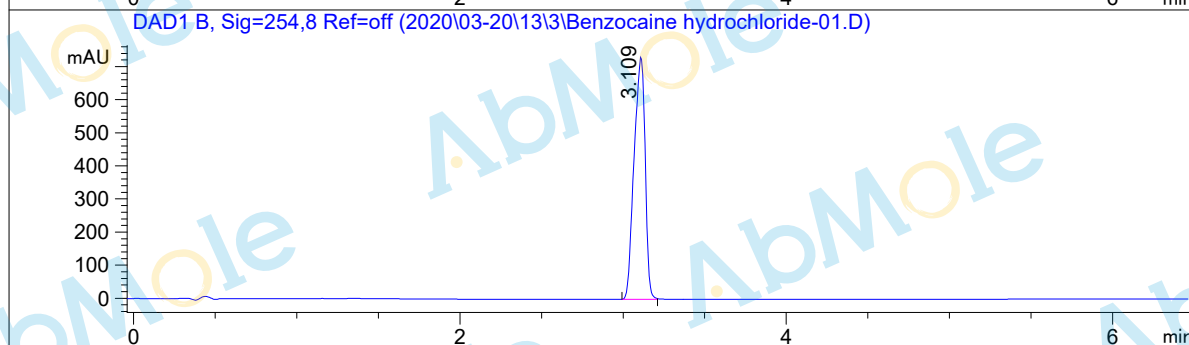
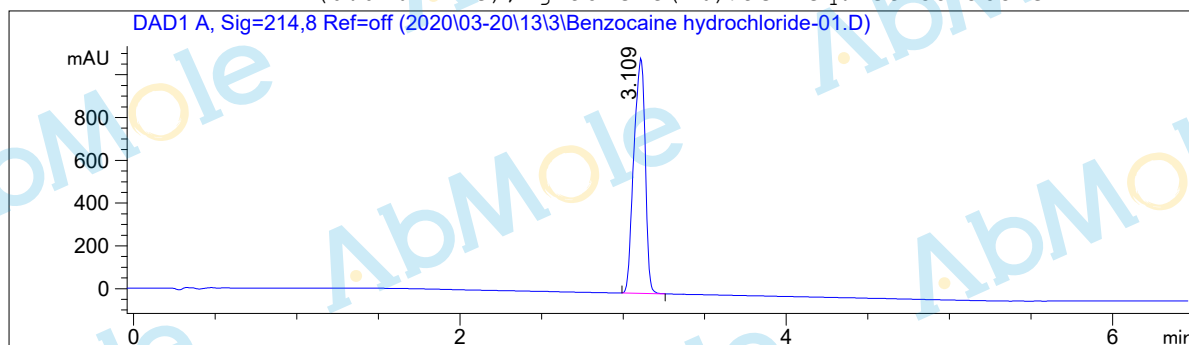


# LCMS Report

Sample Name : Benzocaine hydrochloride-01  
Data File : D:\DATA-LCMS-5\2020\03-20\13\3\Benzocaine hydrochloride-01.D  
Injection Date : Fri, 13. Mar. 2020 Inj. Vol. : 5ul  
Acq Operator : lcms-5 Location : Vial 43  
Acq. Method : D:\data-lcms-5\2020\03-20\13\3\P-05-95.M  
Method Info. : column:ZORBAX C18 5um 4.6\*50mm ;mobile phase:B (ACN)  
A(0.02%NH4Ac) ; gradient (B%)!as Acq.Method above



## Integration Results

Signal 1: DAD1 A, Sig=214,8 Ref=off

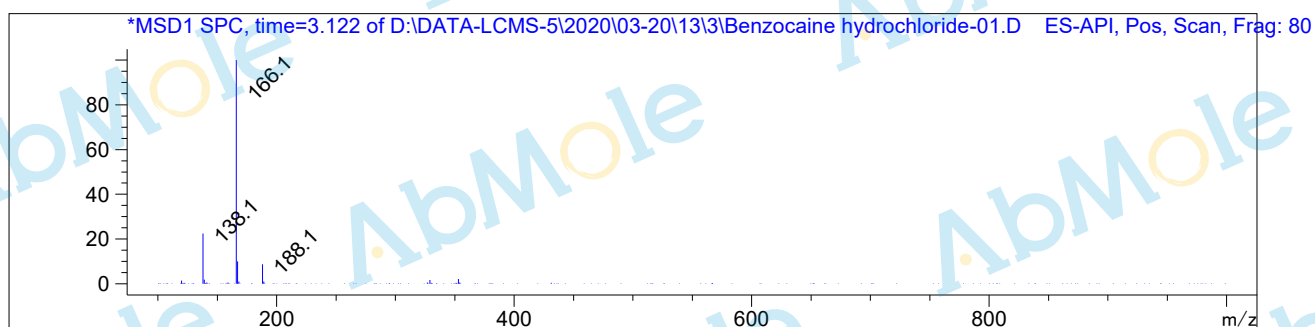
#	R.T.	Type	Height	Height%	Width	Area	Area %
1	3.109	MF	1102.253	100.000	0.080	5323.458	100.000

Signal 2: DAD1 B, Sig=254,8 Ref=off

#	R.T.	Type	Height	Height%	Width	Area	Area %
1	3.109	MF	734.271	100.000	0.078	3445.637	100.000

Signal 3: MSD1 TIC, MS File

#	R.T.	Type	Height	Height%	Width	Area	Area %
1	3.121	MF	407260.375	100.000	0.112	2.747e+006	100.000



\*\*\* End of Report \*\*\*